



Welcome to Cledor. Find your LMS access credentials here ☆

Inbox

Cledor 11:54 to me

Welcome! The following are your access credentials for the Cledor LMS:

- URL to login: <https://cledor.org/wp-login.php>
- Username= Testit
- Password = KYU7oNc)PI&%

TAP TO OPEN THE LOGIN PAGE

THIS IS MY USERNAME. YOU HAVE YOUR USERNAME


1. HIGHLIGHT AND COPY AND PASTE TO AVOID TYPING ERRORS

NB: When you log in for the first time, you will be required to change your password before you can access the course and begin to use the LMS. Failure to change the password will keep links in your app inactive. To change the password and update your account information, go to "Account details" on the "My Account" page of the LMS.

Kindly join our telegram group here to learn more about how to change your password and to receive updates about the program. Thank you for joining our family.

Happy learning!

From all of us at Cledor Education





My Account

Login

Username or email address *

Paste Password *

Remember me

LOG IN

[Lost your password?](#)


2. ENTER YOUR USERNAME.
YOU HAVE YOUR USERNNAME

3

Join Our Community

Enter your email address to register for our newsletter subscription and receive updates on a regular basis!

Enter your email **SUBSCRIBE**



My Account

Login

Username or email address *
Testit

Password *
.....|

Remember me

LOG IN

[Lost your password?](#)

Save login for cledor.org?

Username
Francois

Password
.....

Show password

~~Save~~ **Don't save** ✓

WHEN THIS NOTIFICATION POPS UP WHILE LOGGING IN, SELECT "DON'T SAVE"

I HAVE SIMPLY PASTED IT. I DID NOT HAVE TO TYPE IT IN



YOU CAN USE THIS LINK TO RESET YOUR PASSWORD AFTER YOU HAVE CHANGED WHAT WAS SENT TO YOUR EMAIL.



NOW I HAVE TO LOGIN AND CHANGE WHAT WAS SENT TO ME USING THE 'ACCOUNT DETAILS' LINK

4. TAP TO LOG IN




Join Our Community

Enter your email address to register for our newsletter subscription and receive updates on a regular basis!

Enter your email **SUBSCRIBE** [chat icon]





Testit


[Edit profile](#)

1	0	0	0
Courses	Completed	Certificates	Points

Your Courses




Expand All



SENSITIZATION ON EDUCATION POLICIES

Expand



IF YOU DO NOT CHANGE YOUR PASSWORD
YOU WILL NOT BE ABLE TO ACCESS THE
COURSES THAT HAVE BEEN ASSIGNED TO YOU





Your Courses




Expand All

SENSITIZATION ON EDUCATION POLICIES

Expand

- Dashboard
- Orders
- Downloads
- Addresses
- Payment methods
- Account details
- Logout

 Please change your password

Hello **Testit** (not **Testit**? [Log out](#))

From your account dashboard you can view your recent orders, manage your shipping and billing addresses, and edit your password and account details.



5. TAP ON ACCOUNT DETAILS TO CHANGE PASSWORD



I MUST CHANGE MY PASSWORD BEFORE I CAN USE MY ACCOUNT





Account details

Logout

Please change your password

BE SURE THE NAMES ARE CORRECT. THESE ARE WHAT WILL SHOW ON YOUR CERTIFICATES. YOU CAN ADD INITIALS OF MIDDLE NAMES IN THE First name FIELD. Eg. Obaa S.A

First name * **Last name ***

Display name *

This will be how your name will be displayed in the account section and in reviews

THIS IS WHAT WILL SHOW WHENEVER I LOGIN AND WHEN I POST A COMMENT ON THE SITE

Email address *

Password change

Current password (leave blank to leave unchanged)

New password (leave blank to leave unchanged)

Confirm new password

6. I ENTER THE PASSWORD THAT WAS SENT TO ME HERE. COPY AND PASTE WHAT WAS SENT TO YOU



YOU DO NOT HAVE TO USE THE AUTO GENERATED PASSWORD WHEN THAT OPTION IS GIVEN

7. I ENTER MY NEW PASSWORD HERE. DO NOT COPY AND PASTE WHAT WAS SENT. TYPE A NEW PASSWORD

SAVE CHANGES



I HAVE CHANGED THE FIRST AND LAST NAME

First name * **Last name ***

Display name *

This will be how your name will be displayed in the account section and in reviews

Email address *

Password change

Current password (leave blank to leave unchanged)


New password (leave blank to leave unchanged)

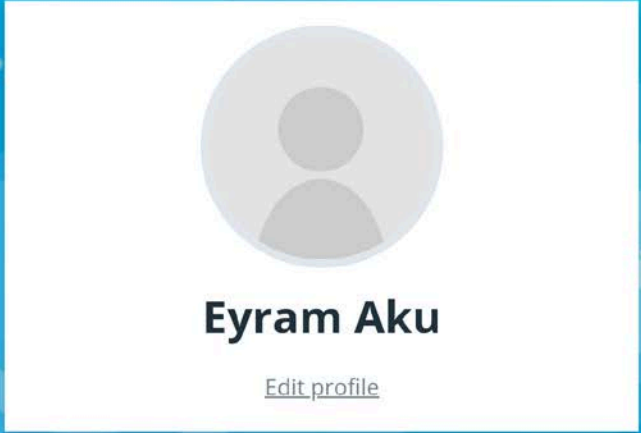
Medium

Confirm new password

8. CHECK TO MAKE SURE ALL CHANGES ARE CORRECT THEN SAVE CHANGES

SAVE CHANGES







Eyram Aku
[Edit profile](#)

1	0	0	0
Courses	Completed	Certificates	Points

Your Courses



Expand All

 SENSITIZATION ON EDUCATION POLICIES
 Expand 

9. NOW THAT I HAVE SUCCESSFULLY CHANGED MY PASSWORD, I TAP ON THE NAME OF THE COURSE AND SCROLL DOWN TO THE COURSE CONTENT WHERE I CAN BEGIN THE COURSE





SENSITIZATION ON EDUCATION POLICIES



Synopsis

The sensitization workshop on NTC activities and education policies is hosted by Cledor Education under the auspices of the National Teaching Council (NTC). The program for each district will consist of a series of four (4) sensitization areas, each of which will be organized in a prescribed order.

The objective of the series in this workshop is to provide participants with the knowledge and understanding of all matters related to teacher CPD, licensing, and registration in Ghana as mandated by the Education Regulatory Bodies Act 2020, Act 1023, and implemented by the

I SCROLL DOWN TO THE COURSE CONTENT AT THE BOTTOM OF THIS PAGE, WHERE I CAN BEGIN THE COURSE

Course Content

▼ Expand All

10. TAP HERE TO START YOUR COURSE



INTRODUCTION TO THE WORKSHOP

REGISTRATION

LESSON 1: Understanding CPD Requirements
4 Topics | 2 Quizzes
 Expand

LESSON 2: Licensing and Portfolio Building for CPD Assessment
4 Topics | 2 Quizzes
 Expand

LESSON 3: Teacher Incentive Packages for CPD Compliance
3 Topics | 1 Quiz
 Expand

LESSON 4: NTC Mandate and the Education
3 Topics | 1 Quiz
 Expand

